




MFL: French, German and Spanish GCSE



Key Information

Contact:	Mrs Cool-Hopkins rcool-hopkins@westonfavellacademy.org
Exam Board:	AQA
Summary of topics and assessments:	<p></p> <p>Lifestyle</p> <ul style="list-style-type: none"> • Health • Relationships and Choices → Writing Controlled Assessment 1 <p>Leisure</p> <ul style="list-style-type: none"> • Free Time and the Media → Speaking Controlled Assessment 1 • Holidays → Writing Controlled Assessment 2 <p>Home and Environment</p> <ul style="list-style-type: none"> • Home and Local Area • Environment <p>Work and Education</p> <ul style="list-style-type: none"> • School/College and Future Plans → Speaking Controlled Assessment 2 • Current and Future jobs → Listening and Reading Final exams on all above topics in June 2016
Key ingredients for success:	<p></p> <p>Sentences, use of VCOP, several tenses, opinions, justifications, contrast, intensifiers, comparison, wide range of vocabulary, wide range of structures.</p>

How I can support my child?

<p>Useful websites:</p> <p></p>	<p>www.linguascope.com (foundation tier)</p> <p>www.linguastars.co.uk (higher tier)</p> <p>School user name: westonfav</p> <p>password: polyglot</p> <p>www.scool.co.uk</p> <p>www.bbc.co.uk/schools/gcsebitesize/</p> <p>www.quizlet.co.uk</p> <p>www.targetlanguage.co.uk</p> <p>www.duolingo.com</p> <p>GCSEPod: www.gcsepod.com</p>
<p>Revision texts:</p>	<p>Weston Favell Academy MFL Student guide</p> <p>Weston Favell Academy MFL vocabulary and tips student handbook</p> <p>Attending intervention sessions is vital to ensure all Coursework is up-to-date and that you at least meet your minimum target grade. Sessions are displayed in the MFL corridor.</p>

Golden rules for Listening and Reading exams:

- ✓ Make the very most of the 5 minutes reading paper time before completing the Listening and Reading exams.
- ✓ Remember the 4 steps:
 - Circle the task title which will focus your brain on the topic covered in that task.
 - Read the questions carefully, anticipating possible responses.
 - Then listen to audio/read the text.
 - Then back to question.
- ✓ Write clearly and don't give alternative choice of answers: examiners won't choose the right answer for you!
- ✓ Underline/circle key phrases to help you secure understanding.
- ✓ Never leave a blank: even if you don't know, chance may be on your side that day!