

**Year 6
Transition
Subject Booklet**



Name:

Primary School:

'Be inspired'

We encourage all students to complete the tasks in this booklet and hand them in to their Form Tutor at the start of Year 7.


We hope that students enjoy the tasks and we are looking forward to seeing them once completed. Those that are finished to a good standard will be rewarded.



'Be inspired'

**'Striving for Academic Excellence ~
Encouraging Creativity'**

Science



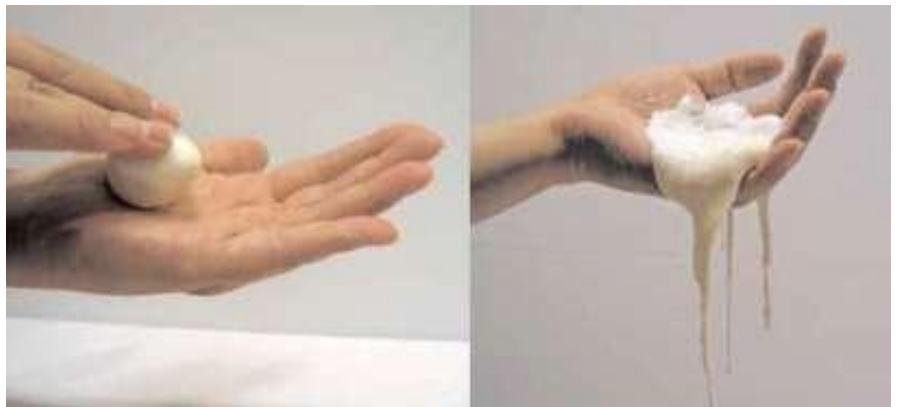
Studying Science will help you better understand the world around you. In school, you will be carrying out lots of different experiments in the laboratories. However, science is not just limited to school - you can look at how things work at home too.

Try this experiment at home with an adult.

Cornflour Slime

Equipment

- + Cornflour
- + Bowl
- + Teaspoon
- + Water



Instructions

- 1) Put about 4 tablespoons of cornflour in the bowl.
- 2) Add water a small amount at a time until the cornflour resembles a very thick liquid.

Top Tips

Try adding food colouring to create different coloured slime, but be warned, this can get messy...!

Now you're ready to try the activities with this strange material...

Activities and Questions

Try stirring the cornflour slowly and then quickly. Is it a liquid? or is it a solid? Describe your results.

Put some of the mixture in your hands and try to roll it into a ball. What happens?

What happens when you stop rolling it?

You have made Non-Newtonian fluid. Can you find out what this term means?

Geography

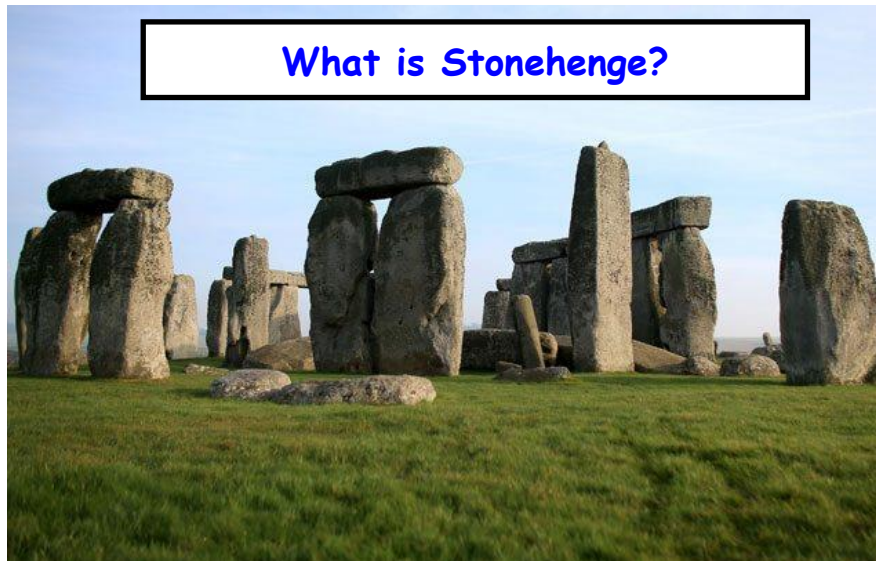
Stonehenge Facts

Discover the secrets of this incredible ancient monument...

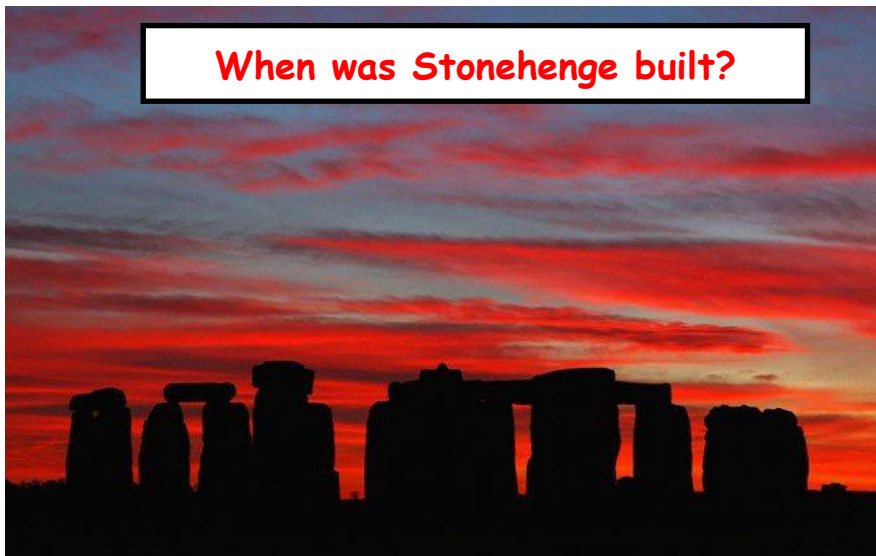
Create a Booklet or Leaflet on the facts of Stonehenge to be given to tourists visiting the place. Research the facts and write or word process in your own words.

Please include the following FIVE sections in your booklet or leaflet by Explaining/Describing


What is Stonehenge?




When was Stonehenge built?



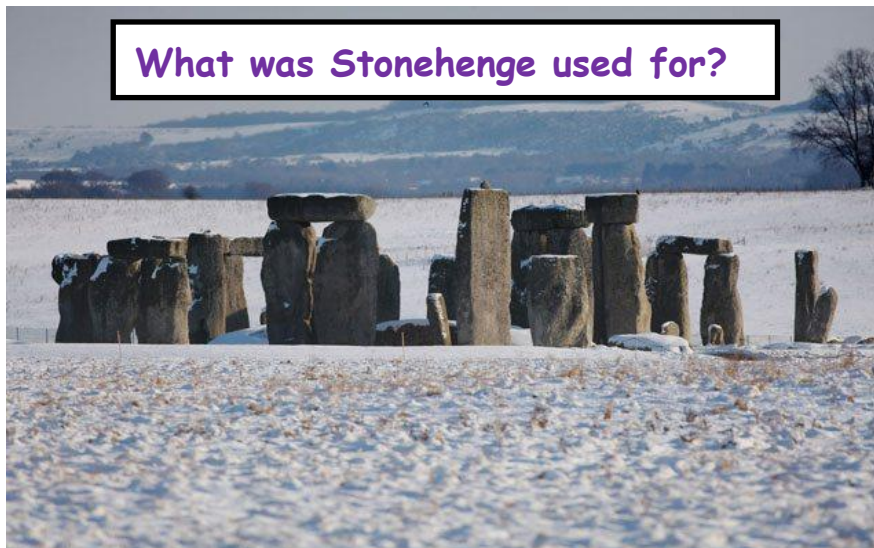
The Structure of Stonehenge



How was Stonehenge built?



What was Stonehenge used for?



History

It's About Time

Task One: It is important to understand how time is divided in History. Can you work out these anagrams? One is done for you...

raye = year
ntrceyu =
acddee =
omhtn =
lnnmiiueu =

Task Two: You will need to be able to put dates into the correct century. There is a special rule to help you work this out.

Step One: Take off the last **2** numbers of the year
E.g. 1342 = 13~~42~~ = 13

Step Two: add one
 $13 + 1 = 14$

So, 1342 is in the 14th Century

Can you work out which century the following dates would be in?

a) 1666 = d) 1914 =
b) 1066 = e) 1829 =
c) 410 = f) 55 =

Extension Task: Can you think of the famous events that happened in these years?

Task Three: Match the events in the chart with the dates below

490BC

55BC

1066

1558

1666

1939


Extension Task: Make a timeline then put these events on by drawing arrows to the correct date. You will have to think carefully about how you decide to divide the timeline up (by decade? by century?)




1) Elizabeth I comes to power



2) Hitler invades Poland, starting WWII



3) Julius Caesar is stabbed



4) The Greek army beat the Persians in the Battle of Marathon



5) The Battle of Hastings



6) The Fire of London

Task Four: Anachronisms - Things that are placed in the wrong time period are called anachronisms. They crop up in pictures, or in writing, and are often the result of not researching a topic well.

Underline all the **Anachronisms** you can spot in the story below:

"The Greeks were enemies with the Persians and in the year 480 BC met in a huge battle at Thermopylae. This battle was famously shown in the film 300. The Persians had a huge army of 150,000 men and faced just 7,000 Greeks - many thought it would be a walk over. However, they didn't count on the fact that the Greeks had machine guns. The best of the Greek soldiers were 300 Spartans, they managed to hold off wave after wave of Persian attacks. However, Blake, the Greek King, saw the Persian tanks coming over the horizon in his binoculars. ... he knew they were in trouble. Yet, the Greeks stayed strong and won the battle. That night they celebrated with wine, kebabs, honey and pasta before heading off to watch a comedy at the theatre."



Have a great



We Look Forward to Seeing you in September