

WESTON FAVELL ACADEMY NEWSLETTER

WWW.WESTONFAVELLACADEMY.ORG



Friday 16th May 2025



Turning failure into a stepping stone!

Dear families,

At Weston Favell Academy, we talk a lot about success—but just as importantly, we also talk about failure. Not because we want to dwell on it, but because we understand its essential role in learning, growth, and ultimately, achievement.

Failure is not the opposite of success—it is a part of it. Every inventor, artist, athlete, and scholar has faced setbacks. What sets successful people apart is not a life without failure, but how they respond to it. Do they give up? Or do they learn, adjust, and try again with greater wisdom and resilience?

We encourage our pupils to embrace mistakes as learning opportunities. Whether it's a science experiment that didn't go to plan or a maths problem that seemed unsolvable, these are chances to stretch our thinking, sharpen our skills, and build character.

In classrooms, our teachers are reinforcing the idea that it's okay not to get things right the first time. What matters is the effort, the reflection, and the willingness to try again. These are the habits that build strong learners and even stronger individuals.

As parents and carers, you play a vital role in supporting this mindset. Celebrate effort, talk about your own past setbacks and how you overcame them, and remind your children that growth often hides in the struggle.

Let's continue to work together to create a culture where mistakes are not feared but welcomed—as signs that we are challenging ourselves and moving forward.

Mr K. Beeby

Weston Favell Academy
Booth Lane South
Northampton
NN3 3EZ
Telephone: 01604 402121



Weston Favell Academy



@WestonFavellGAT

P

Perseverance

R

Respect

I

Inclusivity

D

Determination

E

Excellence

Newsletter Highlights

Page 3 – Exams underway

Page 4–Teacher Feature

Page 10 – Sparx Reader

Page 11&12 – Wake up Wednesday

Page 14 – Stars of the Week

Page 17 – Attendance Winners

Term Dates

**[Click here](#) to view term dates
for 2025–2026**

**Wonder why we
use ClassCharts?**

[Click here](#) to read the PDF

**"Develop success from failures.
Discouragement and failure are two
of the surest stepping stones to
success." – Dale Carnegie**

Parent Forums

**Our new forums will provide
opportunities for Academy
staff, parents/carers and the
community to come together
to share what we do, and
support your child.**




Future dates for the diary...

3rd July 2025

Online Safety



Exam season underway



"Failure to prepare is preparing to fail"

Teacher Feature

Interviewed by Riley E – Y10

Featuring Mrs Collier / Mrs Appleby



What place/country would you like to visit? **Canada / Canada**

Where do you see yourself in 5 years time? **Retired / Living in France**

How long have you been working in schools? **Too long / Since 2000**

When you retire how will you spend your time? **Sun lounger / In France or Canada**

What's your favourite landmark? **Street sign (knows she's home) / Niagra Falls**

What is your role in school? **Pastoral admin support / Staff absence**

Do you enjoy going on holiday? **Yes, but I like coming home / Loves to be away!**

What do you like to do in your spare time? **Stay in bed / Walking her dogs**

What hobbies do you have? **Golf (handicap of 16) / Reading and hula hooping**

Best work colleague? **Mr Lucas (no choice) / No favourite (very diplomatic)**

The ARTS at WFA


Updates for you...

3rd July – Dance, DT and Art showcase evening

Famous artist Ian Murphy will be working with Art in July.

Auditions have taken place for Midsummer Nights Dream which will be performed at The Deco as part of the Shakespeare for Schools project.





Summer Uniform Reminder



Due to the unusual temperatures for this time of year, we have decided to bring forward the date that pupils are permitted to come to school in summer uniform.

Pupils do not have to wear, or bring to school, their blazer or jumper. However, outdoor coats, sports jackets or any other alternative item should not be worn to replace the blazer and jumper. If there is a change of weather, or if a pupil feels cold, their blazer and jumper must be worn initially with any alternative item on top of these.

Shirts must remain tucked in at all times and ties of a normal length (minimum of 6 stripes showing).

Can I also remind pupils and parents that pupils are only allowed to wear the Academy branded skirts.

All other uniform expectations remain the same. Please find a link below to our uniform expectations on the website.

<https://www.westonfavellacademy.org/page/?title=Uniform&pid=84>



ENRICHMENT!



Get Involved: Discover, Learn, and Have Fun!

Looking to try something new, meet new friends, or dive deeper into your interests? Our clubs and enrichment opportunities are the perfect place to start! Whether you're passionate about sports, music, art, science, drama, creative writing—or just want to explore something different—there's something for everyone.

Joining a club is a great way to:

- Build confidence and learn new skills
- Explore your passions beyond the classroom
- Work as a team and take on fun challenges
- Stand out on future college or job applications
- And most importantly—have fun!

There's no better time to get involved. Check out the list of current clubs on the Enrichment board or school website, and give one a try this week. You might discover a new hobby, or even a hidden talent!

Your adventure starts now—see where it takes you!

**SCAN THE QR CODE TO VISIT THE
'Academy Clubs and Enrichment'
SECTION ON OUR WEBSITE**





ENRICHMENT!



Before-School

Monday	Tuesday	Wednesday	Thursday	Friday
	Triple science <i>(KS4) – E5</i>	Triple science <i>(KS4) – E5</i>	Triple science <i>(KS4) – E5</i>	

Lunchtime

Boardgames <i>LRC</i>	Boardgames <i>LRC</i>	Boardgames <i>LRC</i>	Boardgames <i>LRC</i>	Boardgames <i>LRC</i>
Brass Band <i>Invite only</i>	Drums <i>Music area</i>	Keyboards <i>PA1</i>	Guitar <i>Invite only</i>	
Keyboards <i>PA1</i>	Strings <i>Invite only</i>			

SCAN THE QR CODE TO VISIT THE
'Academy Clubs and Enrichment'
SECTION ON OUR WEBSITE



After-School

Monday	Tuesday	Wednesday	Thursday	Friday
Choir <i>PA2</i>	Art Club <i>D1</i>	Dungeons & Dragons <i>LRC</i>	Spanish <i>A14</i>	Homework/games <i>LRC</i>
Prowess <i>PA5</i>	Science – required practical preparation <i>E3 & E6</i>	Homework/games <i>LRC</i>	Y9 reading <i>A4</i>	Creative writing <i>A5</i>
Dance <i>PA4</i>	STEM <i>E4</i>	KS4 sports science <i>SF3</i>	Y8 Boys football <i>Astro</i>	Homework catch-up <i>B10</i>
Homework/games <i>LRC</i>	Girls football <i>Astro</i>	KS4 Art and Design int.	Trampolining <i>Gym</i>	
Business <i>IT3</i>	Homework/games <i>LRC</i>	LGBTQ+ Club	Science – required practical preparation <i>E3 & E6</i>	
Health and social/Child development <i>B10</i>	Y7 reading club <i>A2</i>		Movie Club <i>A18</i>	
Y7-10 Athletics <i>Field</i>	Drama <i>PA5</i>		KS5 IT/E&M <i>IT4</i>	
KS4/5 Child development <i>IT2</i>	Triple Science <i>E5</i>		Homework/games/chess <i>Library</i>	
Y11 Sports Science intervention and exam prep <i>D4</i>	KS4 IT/E&M <i>IT4 & D4</i>		Eco club <i>A19</i>	
Swimming Pool	Y11 Boys football <i>Astro</i>		Y10 Boys football <i>Astro</i>	
	Y11 French Speaking <i>A17</i>		Y13 A level Chemistry <i>D5</i>	
	Health and social/Child development <i>IT2</i>		Y11 French speaking <i>A17</i>	
	Y9 Spanish <i>A16</i>		Y11 history intervention Triple Science int. <i>E5 & E8</i>	
	Duke of Edinburgh Award		Combined Science int. <i>E4 & E1</i>	
			Swimming <i>Pool</i>	
			Dance <i>PA4</i>	



Year 7 Readerboard:

#1: Izzy J – 2122 SRP

#2: Eshal R – 1683 SRP

#3: Nathan K – 1471 SRP



Year 8 Readerboard:

#1: Emily S – 1560 SRP

#2: Ayaan R – 1167 SRP

#3: Martin N – 1158 SRP



Year 9 Readerboard:

#1: Christabel A – 3040 SRP

#2: Magdalena P – 766 SRP

#3: Aleena O – 691 SRP



Sparx Reader



Leaderboard WB Monday 12 May

Don't forget to complete your 30-minute read!





This Week: ● **SAFETY ON THE ROAD**

As the weather is improving, we are starting to see an increased number of children walking or cycling to school and traffic related incidents become a major risk.

Staying safe on our roads isn't just a skill – it's a lifelong habit. It is crucial to learn key strategies for helping children navigate streets safely and confidently, from practicing journeys to teaching them how to choose the safest crossing points. The attached guidance offers real-world advice on issues like the dangers of parked vehicles, reversing cars and mobile phone distractions – it's an invaluable tool for parents and educators who want to help young people travel independently without compromising their safety.

10 Top Tips for Parents and Educators SAFETY ON THE ROAD

Traffic-related incidents are a significant risk for young pedestrians and cyclists, so understanding road safety is crucial for children's wellbeing. While all road users share responsibility for keeping one another safe, this guide offers strategies for empowering young people to navigate the roads confidently and responsibly.

1 TAKE PRACTICE JOURNEYS

Making 'practice' journeys with children is a great way to help them stay safe, thereby modelling responsible behaviours and having road safety conversations as they prepare to travel independently. Add hazard perception activities like spotting electric vehicles – which may have a green number plate – and point out how quiet they are. Children learn by watching others; remind them that their peers might not always be the best role models.

2 BE BRIGHT, BE SEEN

Visibility is lower during darker winter days, and drivers need to take extra care to look out for pedestrians. Wearing bright and reflective clothing can help make children more visible to drivers near roads. In poor daylight conditions, encourage children to wear light, bright or fluorescent clothing. When it's dark, wear reflective clothing or materials such as a reflective armband or jacket.

3 EYES UP

Encourage children to look up and keep their eyes on the road. Teach them to constantly watch for traffic and practise double-checking the road before crossing – looking right, left and then right again.

4 LIMIT DISTRACTIONS

Where possible, devices like phones should be kept away from children while out and about near roads. If they're carrying devices, these should be put away until they've reached their destination. Children must also avoid playing with toys or being distracted by friends. If a friend wants to show them something funny on their phone, there'll be time for that once they've safely arrived.

5 SLOW DOWN

Discuss the importance of waiting instead of crossing immediately. It can be tricky to judge the speed of traffic and spot obstacles that could cause a trip or a fall. For safety, children must stop and think before they get to the kerb and should always walk – not run – when crossing the road. They should avoid crossing until they're certain they have plenty of time. Even if traffic seems a long way off, it could still be approaching very quickly.

6 STOP BEFORE THE KERB

Teach children to stop before reaching the kerb – not right at the edge of it. Halting before they get to the kerb allows them to see if anything's coming, whereas getting too close to traffic is dangerous. If there's no pavement, children should stand back from the road's edge but ensure they can still see approaching traffic.

7 CROSS SAFELY

Children should always find a safe spot to cross the road, prioritising zebra crossings or pedestrian crossings, footbridges and subway. Find a place where they can see traffic coming from both directions. Avoid crossing near junctions, bends in the road, or obstacles that block their view. Instead moving to somewhere they can see and be seen. Remind them to use their eyes and ears together when checking the road, as sometimes they can hear traffic before they can see it. Looking and listening while crossing helps them quickly spot traffic, including cyclists and motorcyclists driving between other vehicles.

8 PARKED VEHICLES

Crossing between parked vehicles is very dangerous. Teach children to use extra caution if crossing in this way, and, ideally, avoid it altogether. They should use the outside edge of a vehicle as if it were the kerb, waiting and checking for traffic before moving. They should ensure vehicles aren't about to move, by looking for drivers in the vehicles and listening for engines running – but remember that electric vehicles may move off silently. They should always make sure there is a gap between any parked vehicles on the other side, so they can reach the pavement.

9 REVERSING VEHICLES

Children must never cross behind a reversing vehicle – it's extremely dangerous. Remind them to look for white reversing lights and listen out for warning sounds. Can they hear the engine sound or a radio playing inside the vehicle?

10 WAIT FOR THE BUS TO LEAVE

When getting off a bus, children must wait for it to leave before crossing so they can have a clear view of the road in both directions. This also allows them to see and be seen by other road users. Crossing near large vehicles is particularly dangerous and should be avoided.

Meet Our Expert

THINK! is a year-round national campaign that aims to encourage safe road behaviour – whether we're driving, cycling, horse riding or walking – with the aim of reducing the number of people killed and injured on the UK's roads each year. Find out more at: <https://www.think.gov.uk/education-resources/>



#WakeUpWednesday

The National College

Get support!

Young Carers Support



Scan the QR Code

We are delighted to announce that we will be relaunching the support programme for young carers within Weston Favell Academy.

We will be working closely with Northampton Young Carers Service (NYCS) in assuring that our pupils are supported both at the Academy and at home.

If you believe that your child or a child within your family who is a pupil at the Academy is a young carer, please scan the QR code for more information.

BARBER

Job of the Week



Scan the QR Code

This section is designed to help you with finding careers.

Over the course of these newsletters we have been going from A-Z with different jobs to give you inspiration and help you find something to aspire to.

Stars Of The Week

Year 7 - Sofia B

Year 8 - Garrila I

Year 9 - Morgan E

Year 10 - Ulada C

Year 11 - Ashton C

Sixth Form - Fionn R-U

Congratulations!

All 'Stars of the Week' are entered into our termly prize draw - the winner will receive a £25 voucher.

For your
diary

GCSE / GCE Formal Examinations
Monday 12th May onwards

May Half-Term
Monday 26th May – Friday 30th May

Sixth Form Celebration Event
Friday 20th June

Year 11 Prom
Thursday 26th June

WFA Culture Week
Monday 30th June – Friday 4th July

**GOT A SEC?
WE NEED YOUR FEEDBACK!**



**SCAN OR CLICK THE QR CODE
ABOVE TO TAKE THE GAT
PARENTS/CARERS SURVEY.**

**WE USE THE RESPONSES
FROM THESE TO IMPROVE
THE WFA EXPERIENCE!**

Key Contacts

Safeguarding Team

Use the QR Code to meet the Safeguarding Team.



Contacting the Academy

Academy reception is open from
8:00am - 4:00pm

Tel: 01604 402121

admin@westonfavellacademy.org



Working together

Key Contacts

Year 7 Team

Mrs A Carpenter
Miss C O'Kane

Year 8 Team

Mr C Harrison
Miss H Coyne

Year 9 Team

Mrs S Edwards
Ms A Moran

Year 10 Team

Miss S Kyle
Mrs N High

Year 11 Team

Mrs C Fleming

Sixth Form Team

Mrs L Mann
Mrs P Souster
Mrs B Whelan

We are here to help



Weekly Prize Draw.

Every week, pupils who achieve 100% attendance can win a £25 voucher.



One pupil from each year group will be selected at random from now until the end of July.

Attendance Matters!

Evidence tells us that high attendance correlates to strong academic performance.

Simply put – pupils that are in the Academy every day will achieve better than those who are not.

Those who miss less than 1% of their learning time in Y10/11 make 3.5 times more progress by the end of KS4.

High attendance also:

Increases engagement

Improves social and emotional wellbeing

Reduces gaps for disadvantaged groups

Increases chances of future career success.

This week's winners were...

Year 7 – Aidan B

Year 8 – Daniyal A

Year 9 – Layla R

Year 10 – Ameera R


Year 11 – Crystal S

Sixth Form – Heba A

Congratulations!

Attendance Winners

Overall



11BPI

Week 1

Progress



11CST



11WPE

Week 2



10TBA



7CMA

Week 3



7MIR