

Weston Favell Academy

Options

Year 9: 2024 – 2026



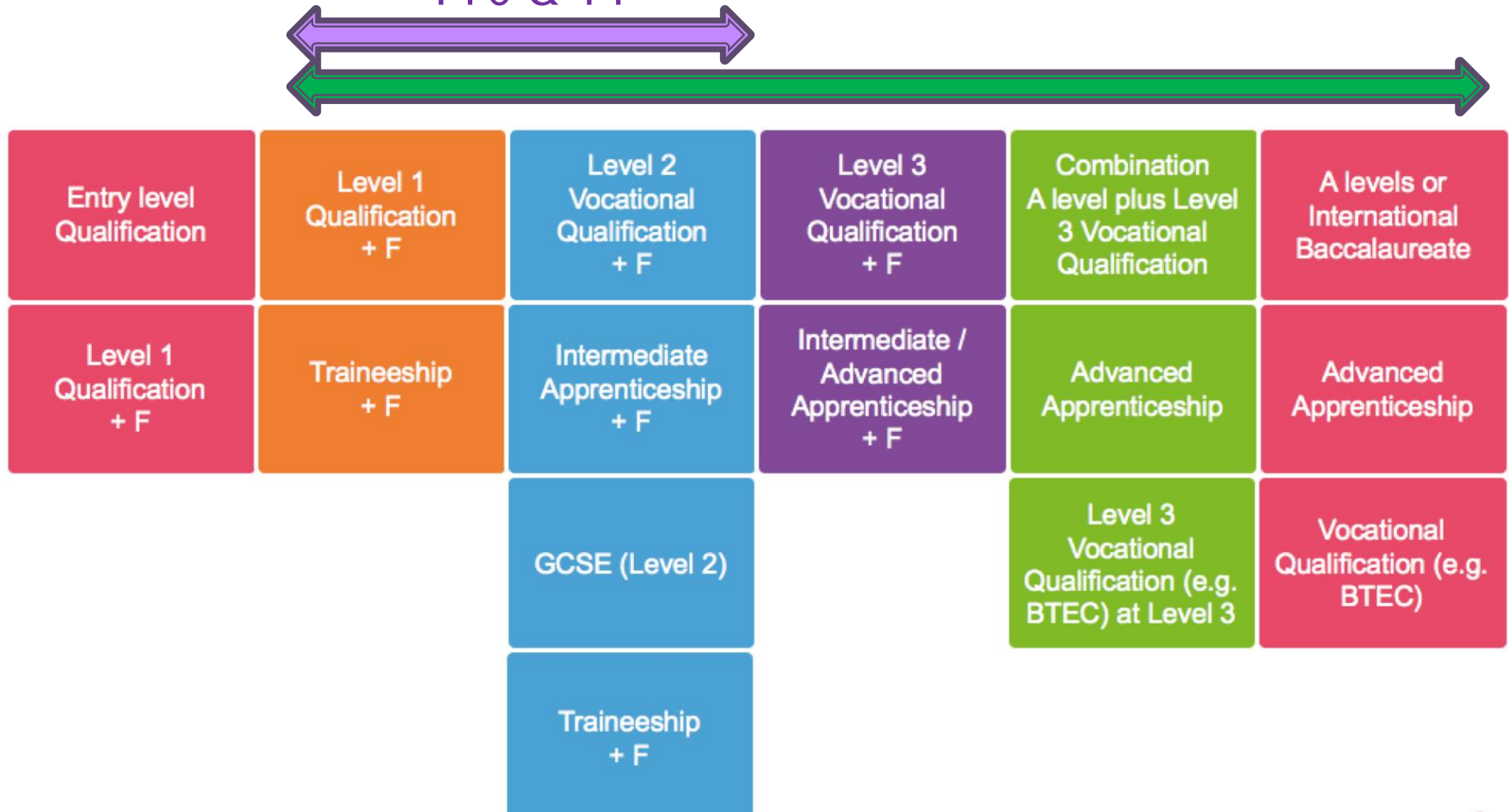
Aim of this assembly:

- Which subjects are compulsory at KS4?
- The option choices available to you
- How to choose your options – the process

Types of qualification:

Key stage 4
Y10 & 11

Key stage 5
Y12 & 13




What will I achieve?

options

GCSE

Vocational



Grade & points	Grade terms	Grade	Points
9		L2 D*	8.5
8			
7		L2 D	7
6		L2 M	5.5
5	Strong Pass (DfE)	L2 P	4
4	Standard Pass (DfE)		
3		Level1 Pass	1.75
2			
1			
U		U	0

Core curriculum & option Choices

No of lessons

English Literature & Language x2	5
Mathematics & Statistics x2	5
Science (Combined award x2)	5
Core PE (Not examined)	1
 Option 1 (Guided)	 3
Option 2	3
Option 3	3
 Total	 25

Available Options Choices

options

Option 1	Options 2, 3 & Reserve
History Geography French Single Sciences (Biology, Chemistry & Physics)	Art GCSE Art & Design BTEC Child Development CNAT Creative iMedia CNAT Dance BTEC Drama BTEC Enterprise & Marketing CNAT Health & Social Care CNAT Hospitality and Catering WJEC Information Technology CNAT Music BTEC Sport Science CNAT
	History Geography French Single Sciences (Biology, Chemistry & Physics)



Creativity
Communicatio
Challenge

Building 'Creatives' for the Future

MUSIC

- ▶ Exploring all genres of music and getting to know the social and historical context.
- ▶ Working as a group and as individual to respond to a brief and meet a deadline.
- ▶ Visits and workshops to include professional music producer, concerts and shows.



DRAMA

Exploring a performance and the meaning and style surrounding it.

Performing in an extract from a play.

Responding to a theme.

Theatre Styles:

Naturalism

Theatre of Cruelty

Epic Theatre

Musical Theatre

Surrealism



ART & DESIGN (DT)

options

WHAT WILL I DO?

- ▶ RESEARCH A THEME
- ▶ Investigate DESIGNERS
- ▶ DESIGNING PRODUCTS
- MEETING A THEME
- ▶ TESTING & DEVELOPING
- ▶ EVALUATING



ART

- ▶ Coursework project theme is '**Time**' which will allow opportunity for students to explore a personal direction under one of the following sub-themes;
 - Party-time/ Mad hatters tea party
 - Generations/ Age
 - Leisure Time/ Hobbies
 - Dinner time/ Fast food
- ▶ Year 10 will start with experimenting with a range of techniques and media where possibilities include;
 - Drawing and painting techniques: Including Wax resist/ Coffee
 - Printing techniques: Including Carbon paper/ mono-printing/ block printing
 - 3D Art/ Sculpture: Including clay/ card construction/ mod rock/ papier mache



Dance



- ✓ Improve physical and interpretive skills
- ✓ Create choreography
- ✓ Learn professional repertoire
- ✓ Respond to a brief
- ✓ Work and perform as a group
- ✓ Explore performances and their purpose
- ✓ Be part of the Dance show

HOSPITALITY & CATERING

Quotes from Students:

‘Since taking the catering course I have been more excited to try different foods’

‘I have taken home the curry recipe for a lovely meal choice’

FUTURE CAREERS:

Several students have gone on to work in hospitality....chefs, restaurant owners, marketing, hotel managers, food nutritionists, personal trainers





Cambridge Nationals Level 1 / 2 Equivalent GCSE

Subject specific skills

- ▶ Vocational qualifications have both practical and theory elements.
- ▶ Each subject involves practical activities that link to working within that environment.
- ▶ Encourage development of the **skills and applied knowledge** in your chosen **subject**.



Practical Skills for the Future

- ▶ Analytical skills
- ▶ Creative thinking
- ▶ Digital presentation skills
- ▶ Research and planning
- ▶ Problem solving
- ▶ Verbal communication and presentation skills



Assessment

- Your final mark will determine which level you'll achieve – Level 1 or Level 2
- Non-exam assessment (coursework) of 60%
- Final exam of 40%
- The assessment process recognises your strengths. Good performance in some units can make up for weaker performance in others.

Structure and Grading

Assessment Grades

The grade you get for CNATs will be slightly different to most of your other subjects.

The grades for these are shown in the table – **these grades are worth the same as the GCSE grades shown.**

Creative iMedia Grade	Is the same as...
Level 2 Distinction*	8.5
Level 2 Distinction	7
Level 2 Merit	5.5
Level 2 Pass	4
Level 1 Distinction	3
Level 1 Merit	2
Level 1 Pass	1.25

Child Development



Understanding (PIES) development and needs of a child from 0–5 and how to create a safe environment for them to develop within

- Health and wellbeing for child development, creating conditions in which children can thrive
- Creating safe environments for children
- the nutritional needs of children from birth to five years, plus investigating and choosing equipment
- The development of a child from one to five years, using observation and research techniques

Health and Social Care



This qualification introduces students to life in the Healthcare sector and students learn about

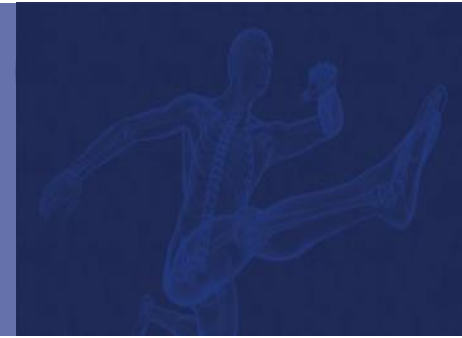
- Principles of care
- Helping individuals find the support they need following life events
- Planning and delivering creative and therapeutic activities
- Health promotion and how to plan your own campaign

Enterprise and Marketing



- Real life business techniques to understand your customers, by carrying out research to develop a product.
- Create your own business proposal – complete with facts and figures
- Develop a brand identity and promote your product
- Prepare a business proposal and pitch your idea

Sport Science



Looks at how to maximise performance in the Sports industry

- Preparing for sports, reducing the risk of injuries
- Fitness testing – planning and delivering your own fitness tests, and learning how that data can be used effectively
- How nutrition and a healthy diet impacts performance in sport, creating nutrition plans.

Creative IMedia



Looks at life in the Media industry which includes learning about:

- The different sectors, products and job roles involved in: film, animation and digital publishing.
- Legal and ethical considerations and processes when planning and creating digital media products to give meaning and create impact to engage different audiences.
- How to develop visual identities for clients, apply concepts of graphic design to engage a target audience.
- How and why digital characters are used, use of the software concluding in the creation of your own digital character.

Top Tips



Good questions to consider:

- ▶ Which subjects are you good at?
- ▶ Which subjects do you enjoy the most?
- ▶ Which subjects might be useful for any possible career aspirations?
- ▶ What is your preferred working style? Vocational? Academic?

Top Tip – Try to make sure that you have a good ‘balance’ of subjects in the choices that you make.


Top Tip – Ensure the focus is on the subjects you’re good at rather than the teacher or class.

Top Tip – Choose courses that you will stick with for the two years – it will cause **you** an enormous amount of work to change subjects


The process:

- ▶ Today: Assembly & Form time (looking at the Options booklet)
- ▶ Half term: Review the Options booklet with your family
- ▶ Wednesday 28th February: 1:1 Options interviews with a senior member of staff
- ▶ Thurs 29th February: Options evening (Options survey goes 'live').
- ▶ **Complete options choices via 'Applicaa' by Friday, 8th March.**
- ▶ **Students will get an email with a link to 'Applicaa'**
- ▶ **Review of reserve choices.**

The Options Process

- ▶ Not everyone gets all 3 choices that they want! You must also choose a reserve.
 - ▶ It is not guaranteed that all options will run, we must have the availability of specialist staff, and the Dept of Education can, and occasionally do, change courses.
- 

The process:

- ▶ Speak to your subject teachers and/or members of the Year Team
 - ▶ Discuss as a family your subject choices and your future career aspirations
 - ▶ Remember you need 5 good GCSE passes (equivalent to grade 5) to move into our 6th Form.
 - ▶ Most college courses look for a minimum of 4/5 grade 4's (or equivalent)
- 

How?

All students will receive an email to their school email address with login detail for our options system. 'Applicaa'.

1. Login, confirm your details and choose your options!
2. **You must pick AT LEAST ONE CHOICE FROM THE BLUE OPTIONS**
3. Press submit
4. You will then be able to choose your order of preference – this is important
5. You will then be asked to choose a reserve choice.

How?

✓ **Step 1**
Start Here

✓ **Step 2**
Year 9 Options

Previous

Submit



Your selection

✓ Maximum subjects to be selected 3

! Minimum subjects to be selected 3

Select the course you are interested in:

Please select your desired course options. When you confirm your choices you will be asked to rank them in order of preference.



SEARCH COURSES - HELP

Search subjects here

[Single Science](#)

Select

[Child Development](#)

Select

[Information Technology](#)

Select

[Geography](#)

Select

[Creative iMedia](#)

Select

[Music](#)

Select

[History](#)

Select

[Enterprise & Marketing](#)

Select

[Performing Arts - Dance](#)

Select

[Modern Languages - French](#)

Select

[Finance](#)

Select

[Performing Arts - Drama](#)

Select

[Art & Design](#)

Select

[Health & Social Care](#)

Select

[Sports Science](#)

Select

[Art GCSE \(Fine Art\)](#)

Select

[Hospitality & Catering](#)

Select

What now?

options

YEAR 9: 2024 – 2026 YOUR CHOICES AT KEY STAGE 4



WESTON FAVELL ACADEMY

options